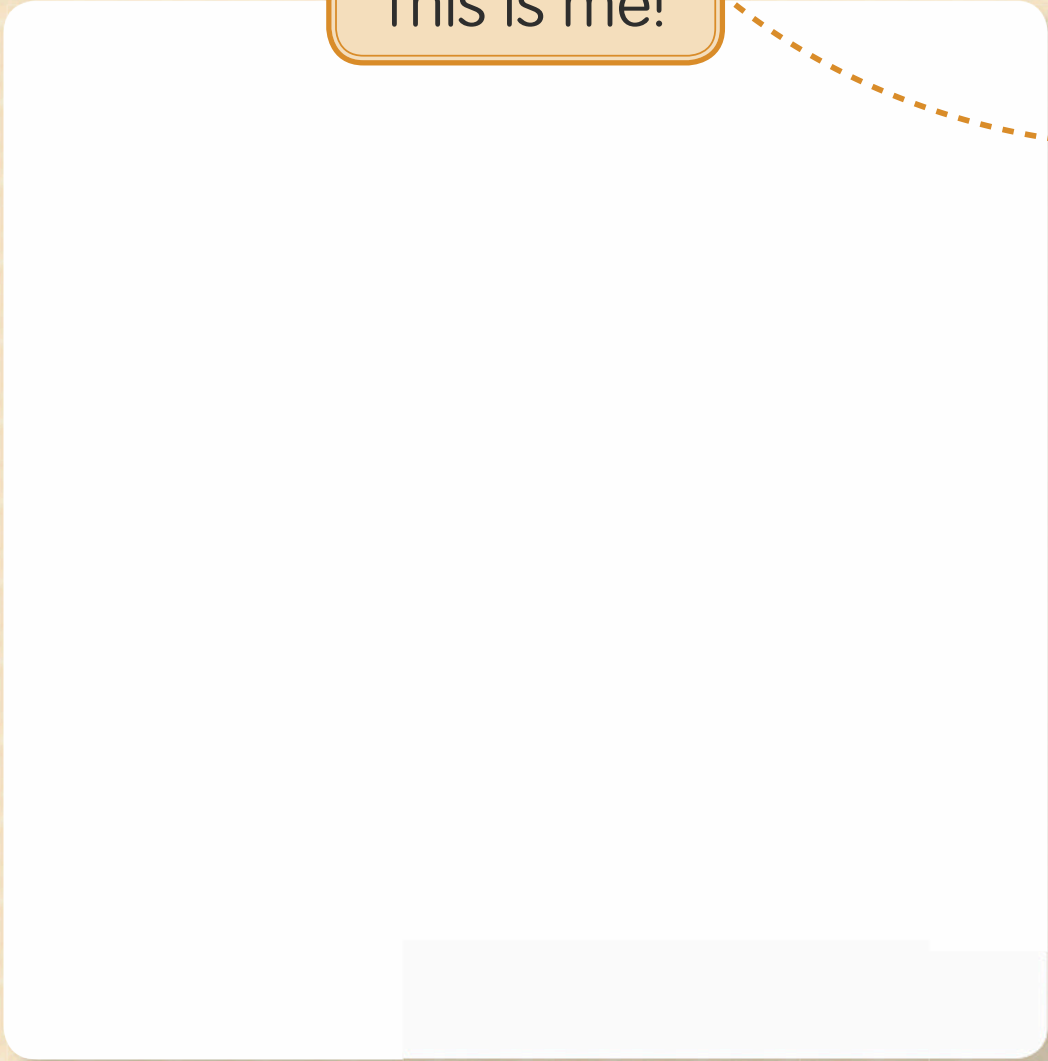


This is me!








My name

My fingerprint



	Pictograms	4
	Unit 1 On the Playground	5
	Unit 2 We like	15
	Unit 3 Cooking Time	25
	Unit 4 Following Instructions	35
	Unit 5 Toys All Around	45

	Unit 6 My School Supplies	57
	Unit 7 My Body	67
	Unit 8 Stories I Like	77
	Unit 9 The World of Nature	89
	Unit 10 Where I Live	101
	Picture Dictionary	111
	Game Trail	121
	Special Days	126

Pictograms



draw



color



count



look



cut



write



trace



do



listen



tell



follow



read




mark



glue



ask



match



number



chant



circle



point



play

On the Playground

• Read and circle.



teacher



boy



girl




- Look, draw, and write.



Hello. What's your name?

My name is Maria.



My name is _____.



I can ask for and give personal information.



Unit 1

● Cut, listen, and follow.



Listening → TRAIL

• Read, trace, and color.   

① blue



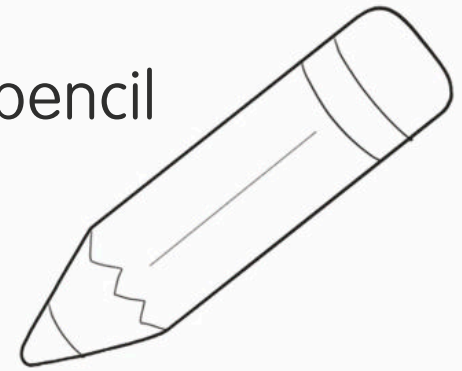
scissors



② red



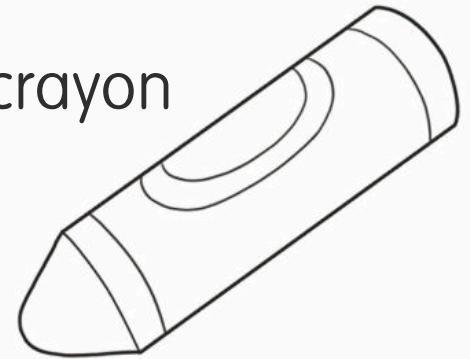
pencil



③ green




crayon



• Listen and match.  



I can identify school supplies.



three



one



two



• Look, read, and trace.




1



hello

2




good-bye

3



thank you

4



please



• Look, read, and trace.   

①



pencil

glue stick

crayon

②



scissors

crayon

pencil

③



crayon

glue stick

scissors

④



scissors

pencil


crayon




I can relate objects to words.






We like...

- Look, trace, and say. 



• Look, color, and say.






• Look, read, and match.   



mother



father




sister



brother



hats



balls



cats



dolls




• Look, listen, and color.



1




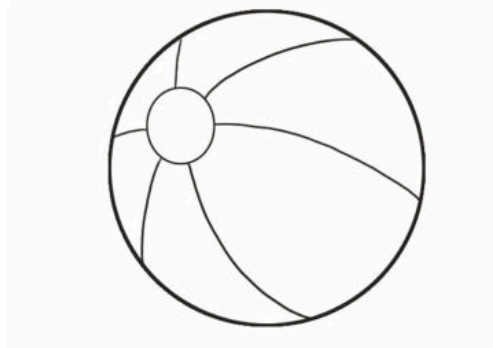
ball



2





hat



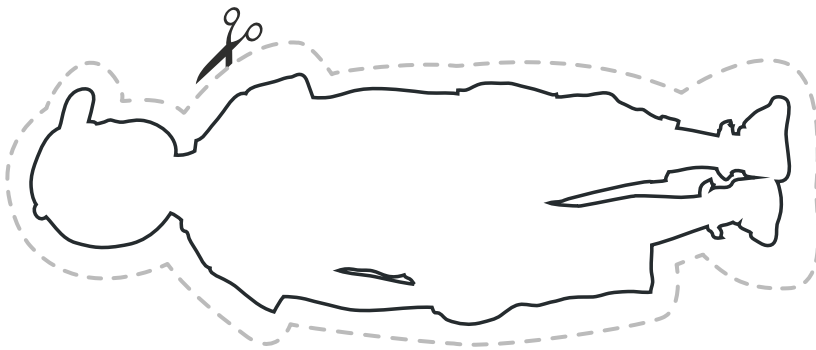
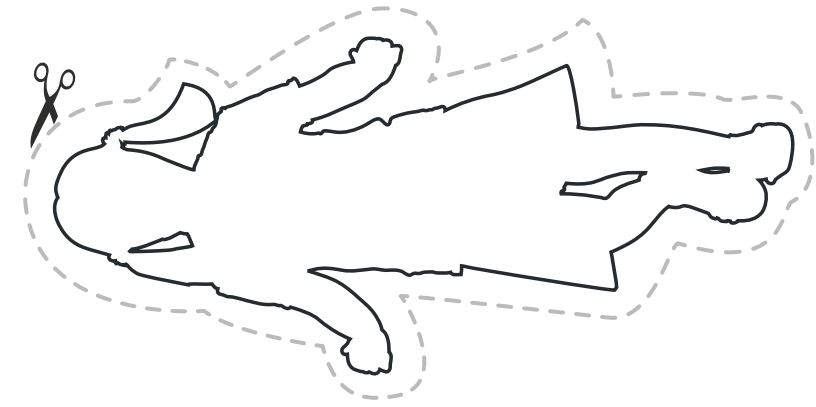
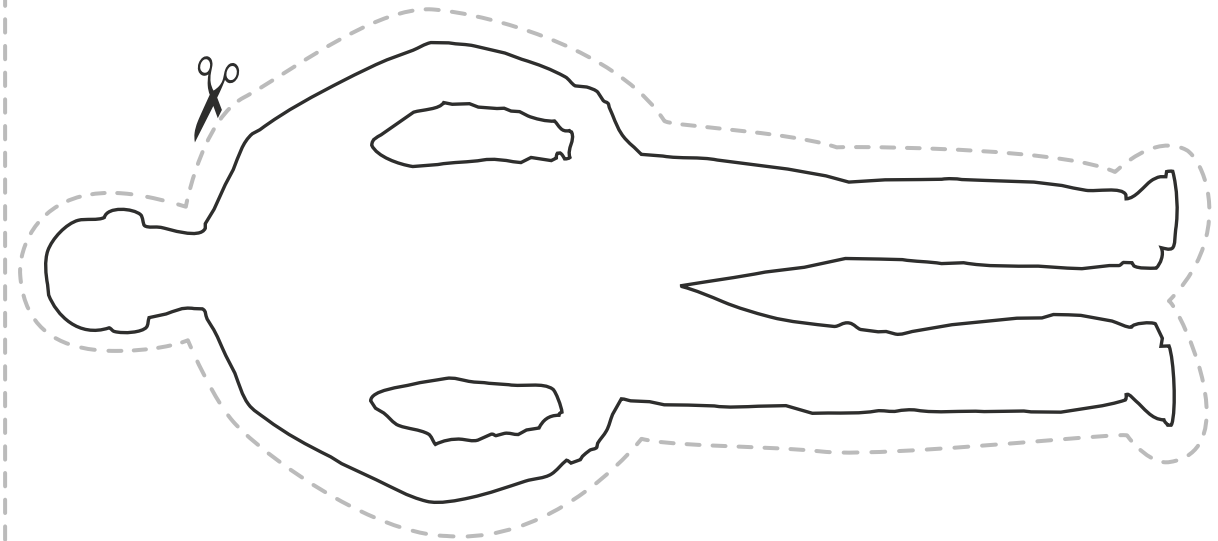
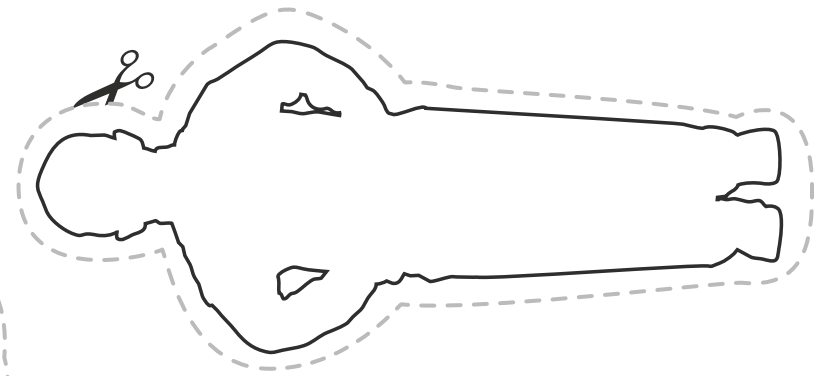
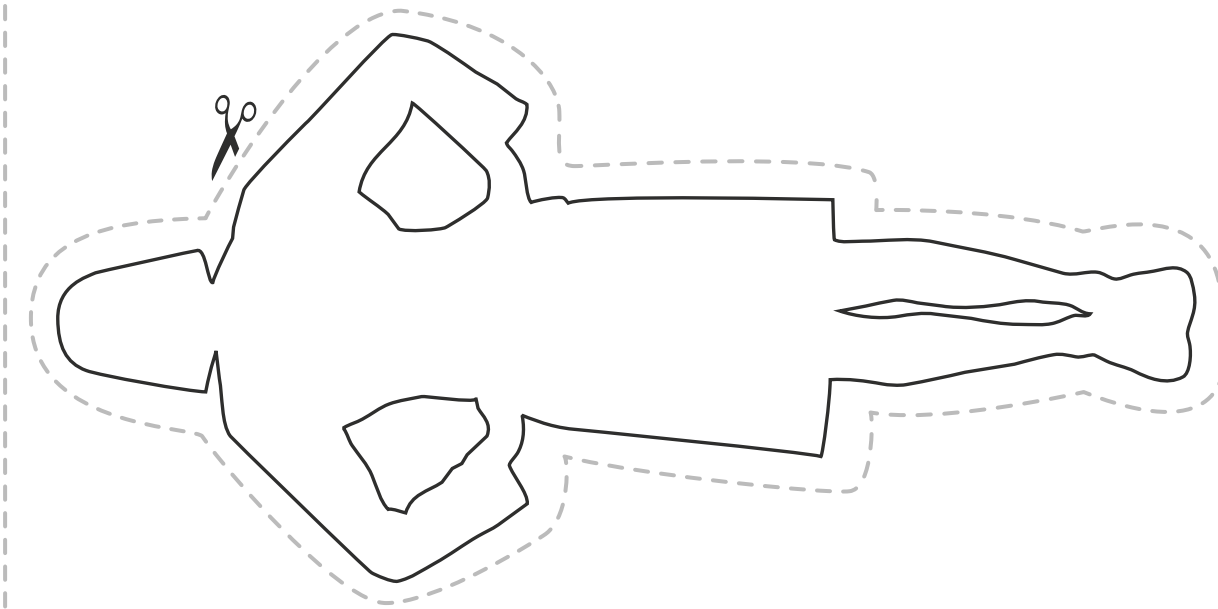
3



shower



I can identify words that rhyme.



Trace, listen, and chant. **A**   

I See...



1



frog
log

2



cat
mat

3



mouse
house


4



bee
me



• Read, match, and trace.



① The  is on the •

② The  is next to •

③ The  is in the •


④ The  is on the •



house



log



mat




me




I can read and complete short sentences.

- Look, color, and say. 

Fruit Salad Ingredients



apples



pear




raisins




bananas



● Look, count, and circle.




1 apple




1 2 3

2 pear




1 2 3

3 orange



1 2 3


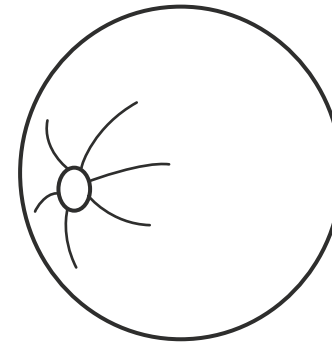
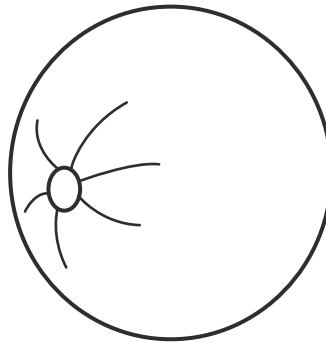

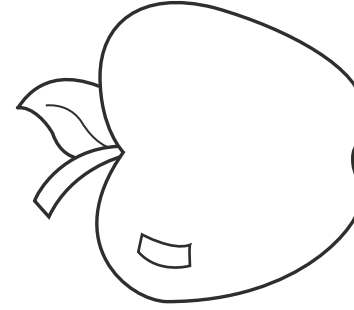
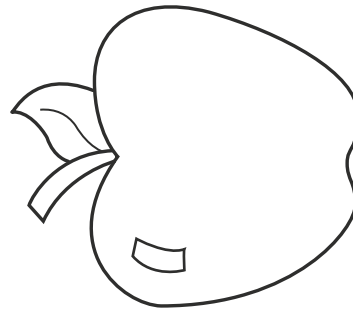
4 banana



1 2 3



I can identify and count fruit.



• Look, read, and match.   



cut


put

add

mix



• Look, listen, and number.   



I can count.



rice



fish



chicken



beans




spaghetti



cookie




- Look, trace, and follow. 



1 Cut the fruit.



2 Add the fruit.



3 Mix the ingredients.




4 Serve the fruit salad.



Follow, trace, and read. 

① s - - - p - - - o - - - o - - - n - - - s →




spoons

② b - - - o - - - w - - - l →



bowl

③ b - - - a - - - n - - - a - - - n - - - a →



banana

④ a - - - p - - - p - - - l - - - e →



apple



I can identify objects and relate them to words.

Following Instructions

• Read, look, and circle.



1



cut



2



glue




3



draw



• Look, trace, and say. 

①



Cut the circles.

②



Glue the circles.

③



Draw the eyes.

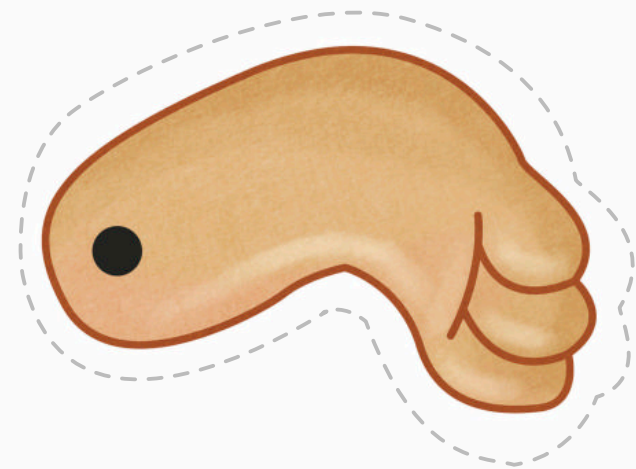
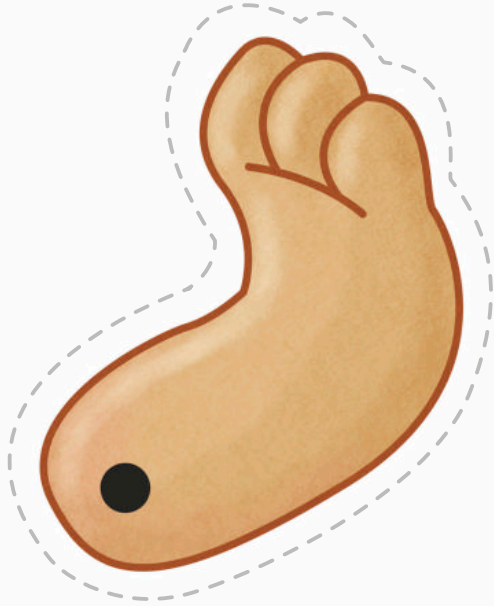
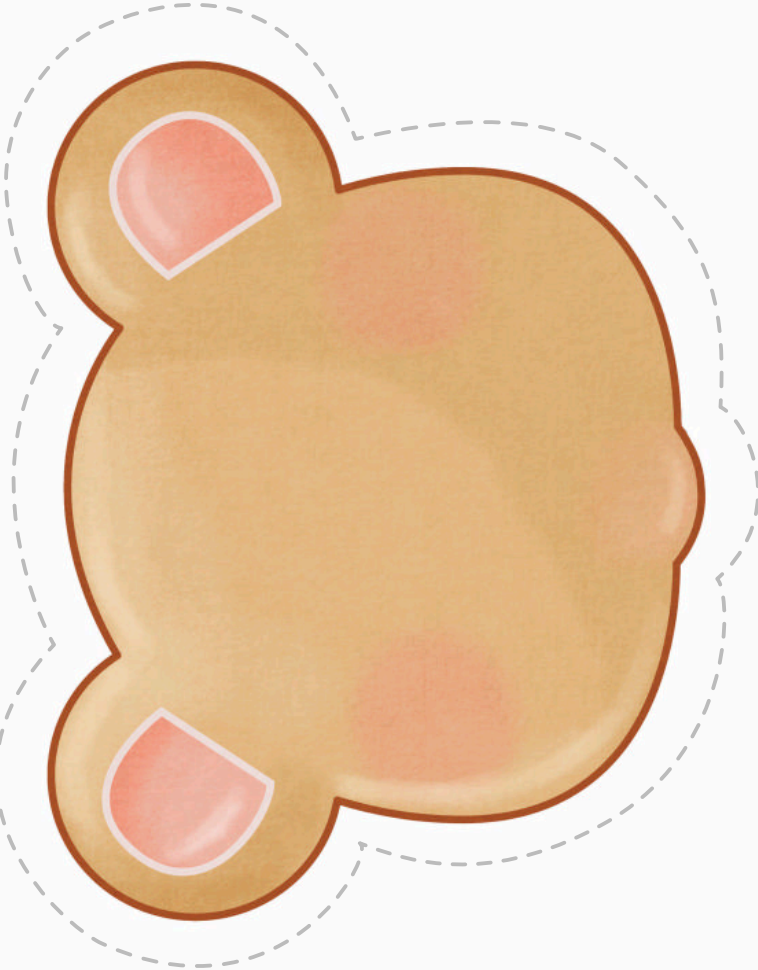

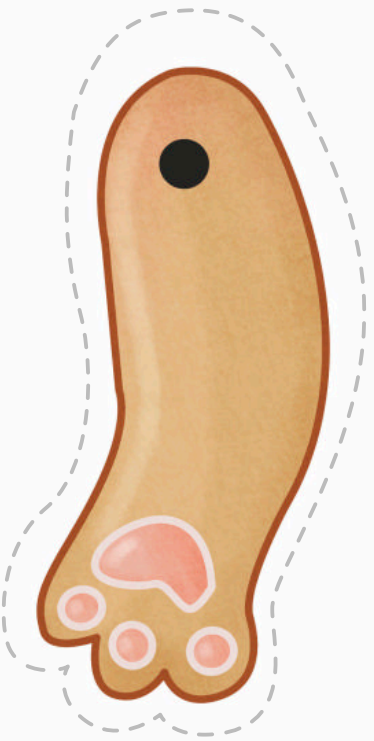
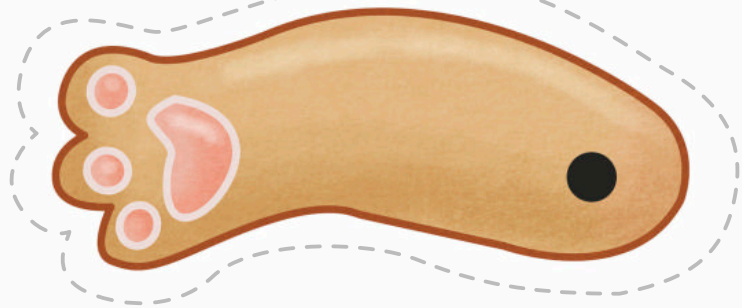
④



Draw the circles.



I can identify activities.



• Look, read, and match. 



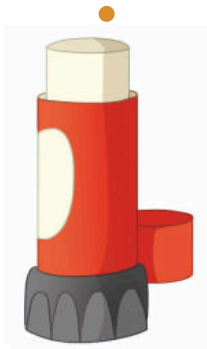
cut



glue



draw



glue stick



crayon



scissors



• Listen and circle.



①

--	--

②

--	--

③

--	--

④

--	--



I can identify and count school supplies.



• Cut and match.



Sit down.



Say "thank you!"



Clean up.