


IMAGINE 2.0

Your key to a digital world!



Virtual Learning Environment

Digital Books




Animated Stories




Activities and Games




Links to Websites



Contents



1	My School	4
2	Be good!.....	10
3	My Body	16
4	Where's my hat?.....	22
5	My Pets.....	28
6	A Family Picnic.....	34
7	Our Neighborhood	40
8	Around the City	46
9	Community Workers	52
10	Willy's Weather Report.....	58
11	The Countryside.....	64
12	My Backyard	70
13	Toys.....	76
14	A Big Surprise.....	82
15	A Visit to the Museum.....	88
H	Holidays	94
S	Stickers.....	97



1

My School

A Listen and mark (✓) the places mentioned.



Hi! I'm Sally. I go to Happy Valley Elementary School.



B Number the places on the map.

- 1. school office
- 2. nurse's office
- 3. cafeteria
- 4. bathrooms
- 5. playground

C Listen and match.



Miss Thomas



Mrs. Harris



Mr. Brown

D Trace the jobs.



principal



nurse



teacher




Look and Learn

A Trace and match the people to the places.



nurse



office



teacher



playground



cook



library



librarian



cafeteria



secretary



nurse's office

B Point and say.



The teacher is in the playground.

C Listen and match.  4

1. What's your name?
2. What's his name?
3. What's her name?

What's your name?


My name's Betty.



His name's Mr. Brooks.



Her name's Miss Willis.



My name's Billy.

D Ask your classmates about their names.

What's your name?

My name's Sarah.

What's her name?

Her name's Erica.






A Read and match.

Our School Workers


1. Mr. Jones is the janitor.
2. Ms. Steele is the nurse.
3. Mr. Brown is the principal.
4. Mr. Wilson is the librarian.
5. Miss Tate is the secretary.



B Make a bulletin board for your school workers.



C Read and match.



D Make signs for your school.



2

Be good!

A Look and match.



• Open your book.

• Put your materials away.

• Push in your chair.

B Number the pictures in order.





C Read and color the stars.



Raise your hand.



Stand in line.



Push in your chair.



Hang up your coat.

D Complete the chart.

Name	Raise your hand	Hang up your coat	Push in your chair
Monday	☆ ☆ ☆	☆ ☆ ☆	☆ ☆ ☆
Tuesday	☆ ☆ ☆	☆ ☆ ☆	☆ ☆ ☆
Wednesday	☆ ☆ ☆	☆ ☆ ☆	☆ ☆ ☆
Thursday	☆ ☆ ☆	☆ ☆ ☆	☆ ☆ ☆
Friday	☆ ☆ ☆	☆ ☆ ☆	☆ ☆ ☆



Look and Learn

A Read and circle the correct objects.



B Listen and stick.  6

1

2

3

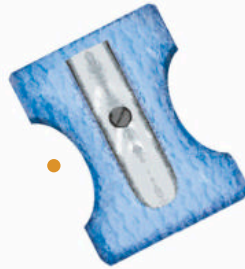

4

What is it?


C Color the star next to the student with the correct answer.




D Look and match.



- glue stick •
- pencil •
- sharpener •
- crayon •
- pencil case •



E Check your answers.





Speak and Write

A Listen and number. 



B Play Simon says.



Simon says,
take out
your pencil.



C Look and complete.

coat ■ door ■ chair

1. Close the _____.
2. Push in your _____.
3. Hang up your _____.



D Make a poster.



Draw a picture.



Write the rule.



Hang your poster.





My Body

We are all
the same!



We all have ten toes.



We all have two arms.



We all have one nose.



We all have ten fingers.

A Read and write the numbers.

1. I have 1 nose.
2. I have fingers.
3. I have arms.
4. I have toes.

B Check your answers.

How many fingers
do you have?

I have two.






We are all different!



Peter has brown eyes.

Paul has blue eyes.



Debby has blond hair.



Shelly has black hair.



C Read and match.

1. He has red hair and brown eyes.
2. She has blond hair and brown eyes.
3. She has black hair and brown eyes.
4. He has blond hair and blue eyes.

D Guess the name.

He has brown eyes and red hair.



Peter.



Look and Learn

A Listen and write the numbers.



I have 2 eyes to see.

I have ___ ears to hear.

I have ___ mouth to talk.

I have ___ legs to walk.




B Read and color.

C Draw and write.



My name is Sue.
I have green eyes.
I have brown hair.

My name is _____.





Listen, look, and mark (✓).



1

Ron

Tom

Bob

2

Pat

Susy

Lisa

3

Paul

Max

Matt



Play *Who is it?*

She has brown hair and green eyes.

It's Pat!





Speak and Write

A Read and match.



Are you ready?
Are you ready?
Let's go!

Rub your ears
and touch your toes!

Clap your hands
and pat your nose!

Wiggle your fingers
and wink an eye!

Bend your knees
and jump up high!




B Listen, sing, and do the actions.



C Trace, look, and match.

1. long, blond hair
2. short, brown hair
3. blue eyes
4. brown eyes



D Count and write.

Physical feature	Number of students
Blue eyes	
Brown eyes	
Long hair	
Short hair	

E Report to the class.





Where's my hat?



A Look and number the parts of the house in the order of the story.





B Circle the correct pictures.

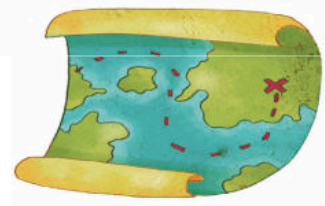
1. Matt looks for his...



cat.



hat.



map.

2. Matt's hat is in the...



kitchen.



garage.



bedroom.

C Make a hat.



D Act out the story.





Look and Learn

A Listen and match.



brother



mom



dad



sister

Hello, hello!
Where's Mom?



B Listen and chant.



C Make a family book.



D Listen and stick the rooms.



E Count and write.

1. There is living room.
2. There is kitchen.
3. There are bedrooms.
4. There are bathrooms.

F Draw a mushroom house.









A Read and match.



B Listen and complete the chart.

	 Kitchen	 Dining room	 Bedroom	 Bathroom
 Bluebell			2	
 Charlie	1			

C Complete the table about your house.

	 Kitchen	 Dining room	 Bedroom	 Bathroom
My House				

D Complete the table about a classmate's house.

How many kitchens are there?

E Write about your house.

My house is _____.

There is _____ kitchen.

There are _____ bedrooms.

There are _____ bathrooms.

There is _____ dining room.

There is one kitchen.

