

# Contents

---

<b>1</b>	<b>School</b> .....	6
<b>2</b>	<b>My Body</b> .....	14
<b>3</b>	<b>Senses</b> .....	22
<b>4</b>	<b>Food and Family</b> .....	30
<b>5</b>	<b>Animals</b> .....	38
<b>6</b>	<b>Plants</b> .....	46
<b>7</b>	<b>Weather and Seasons</b> .....	54
<b>8</b>	<b>Landscapes</b> .....	62
<b>9</b>	<b>My Town</b> .....	70
<b>10</b>	<b>Materials</b> .....	78
<b>11</b>	<b>Factories and Workshops</b> .....	86
<b>12</b>	<b>Services</b> .....	94
	<b>My Picture Dictionary</b> .....	102

# Table of Contents

UNIT	SPEAKING PRACTICE
<b>1. School</b>	<i>Let's talk about me.</i> I'm Ellen. I'm 7 years old.
<b>2. My Body</b>	<i>Let's talk about abilities.</i> I can skate. I can't sing.
<b>3. Senses</b>	<i>Let's talk about things.</i> The hamster is small. It's white and brown.
<b>4. Food and Family</b>	<i>Let's talk about likes.</i> I like cake. I don't like carrots.
<b>5. Animals</b>	<i>Let's talk about pets.</i> Max is gray and white. He has long ears and a short tail.
<b>6. Plants</b>	<i>Let's talk about needs.</i> I need scissors. I don't need a pencil.
<b>7. Weather and Seasons</b>	<i>Let's talk about the weather.</i> What's the weather like? It's sunny.
<b>8. Landscapes</b>	<i>Let's talk about pictures.</i> There are two dogs. There is a house and three trees.
<b>9. My Town</b>	<i>Let's talk about places.</i> Where are my shoes? They're under the table.
<b>10. Materials</b>	<i>Let's talk about animals' homes.</i> Horses live on a farm.
<b>11. Factories and Workshops</b>	<i>Let's talk about materials.</i> My bike is made of metal. My socks are made of wool.
<b>12. Services</b>	<i>Let's talk about jobs.</i> I'm a teacher. What's his job?

CONTENTS	SCIENCE CHALLENGE
I Play • I Learn • Places at School • People at School • Good or bad?	<i>Let's draw the classroom!</i> Drawing a simple room plan.
My Body • My Head • My Limbs • My Body Moves • My Body Changes	<i>Let's make a body shape!</i> Identifying body parts.
Sight • Hearing • Smell • Taste • Touch	<i>The senses test!</i> Using senses to identify properties of different items.
Foods from Animals • Cooked and Raw Foods • Meals • Healthy Eating • Family	<i>Let's draw a family tree!</i> Representing the family on a family tree.
Animals Move • Animals Eat • Animals Reproduce • Domestic Animals and Wild Animals • Different Types of Animals	<i>Let's make animal cards!</i> Classifying information.
Plants are Living Things • Plants Have Needs • Parts of a Plant • Types of Plants • Flowers and Fruits	<i>How does the stem of a plant grow?</i> Identifying plants' needs.
It's spring! • It's summer! • It's fall! • It's winter! • The Calendar	<i>Is it windy?</i> Recording information.
What is a Landscape? • Coastal Landscapes • Inland Landscapes: in the Mountains • Inland Landscapes: on the Plains • Landscapes Change	<i>Let's make a landscape mobile!</i> Representing a landscape and its elements through a mobile.
City or town? • My Neighborhood • On My Street • In My House • Recycling	<i>Let's write a letter!</i> Organizing information on an envelope.
Where does it come from? • Raw Materials • Animal Farmers • Crop Farmers • Mining and Fishing	<i>Let's make a fact file!</i> Classifying information in a fact file.
What is it made of? • Machines and Tools • Jobs and Tools • Workshops • Factories	<i>The paper chain factory</i> Recognizing tools and materials used by a team.
Jobs and Services • Workplaces • Transportation • By Air, Water or Land • Transport Safety	<i>Travel Survey</i> Conducting a survey and drawing conclusions.

# 1

## School



### Let's speak!

- How many boys and girls can you see?
- Where are they?
- What are the names of your friends at school?




Hello! I'm Martin. This is my school.  
These are my friends, Carol and Ana.

# Let's talk about ME!



 Trace.




 Can you describe Ellen's friends?

This is...  
He's ... years old.


This is...  
She's ... years old.

# I Play


I play at school with my friends. I run, jump, and play.



They run.



They jump.



My friends play.



Read and match.

1. We jump.
2. We sing.

3. We run.
4. We play.

5. We dance.



# I Learn

I learn many things at school. I read and write. I draw and paint.



The teacher reads.



The students listen.




Trace and draw.



The teacher writes.



The students paint.



The girl counts.



The boy reads.



What do you do at school?

I read and draw.

- paint
- count
- draw

# Places at School

There are many **places** at school.  
What do students do in these places?  
The students read in the **library**.  
The students run in the **gym**.



They play in the **playground**.



They eat in the **cafeteria**.

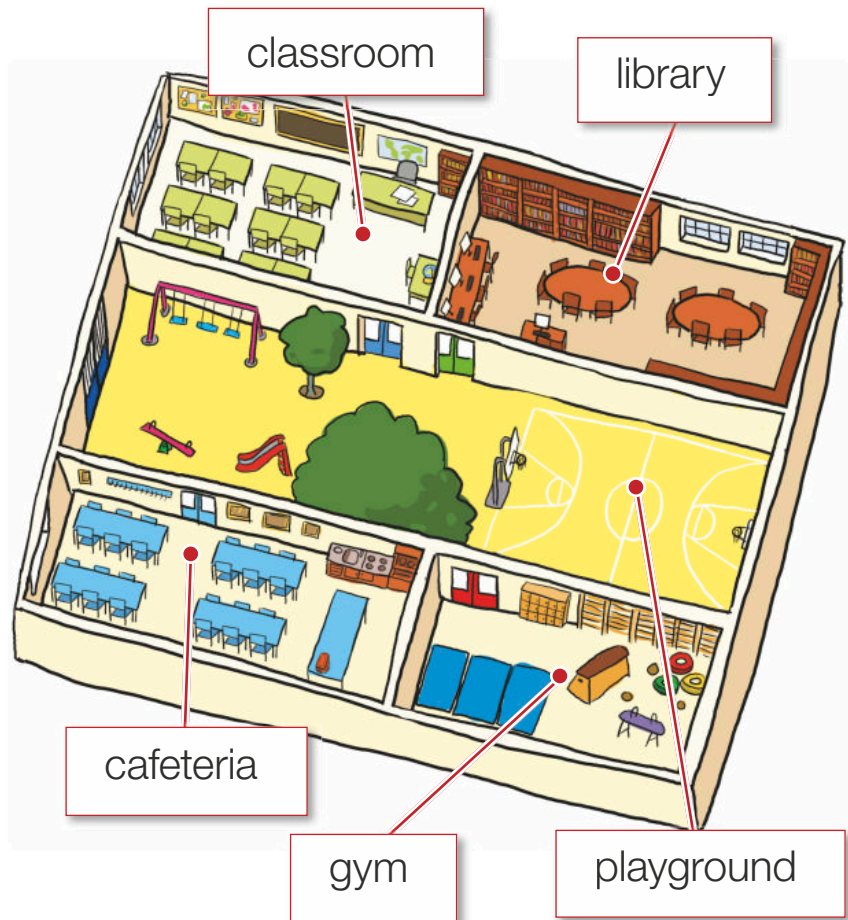


They read in the **classroom**.



Read and match.

- I  read in the ●
- I  write in the ●
- I  eat in the ●
- I  run in the ●
- I  play in the ●






# People at School

There are many **people** at school.

The **students** and the **teacher** are in the classroom.



The students listen to the teacher.



The cook is in the cafeteria.



The janitor is on the stairs.



Read and match.

1. teacher
2. student
3. janitor
4. cook



# Good or bad?

It is important to be good at school.

Look at the pictures. Are all the students being good?


Look and color.



good



bad



Point to a picture and ask a friend.

Is this good or bad?

- It is good.
- It is bad.


# SCIENCE CHALLENGE!

## LET'S DRAW THE CLASSROOM!


You can see these things in a classroom.



door



chalkboard



teacher



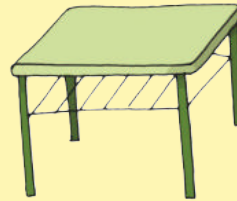
students



book



window



desk



chair



Draw your classroom.



Look and point. Describe your classroom to a friend.

This is the door.

# 2

## My Body



### Let's speak!


- Where is the girl? Is she dancing?
- Are her arms up or down?
- Is she happy or sad?





I move my arms and hands. I move my legs and feet.  
I can dance. Can you?


# Let's talk about ABILITIES!





 Look and circle.


1. I can read. 

2. I can sing. 

3. I can cook. 

4. I can run. 

5. I can fly. 

 What can you do? Tell a friend.

I can...  
I can't...

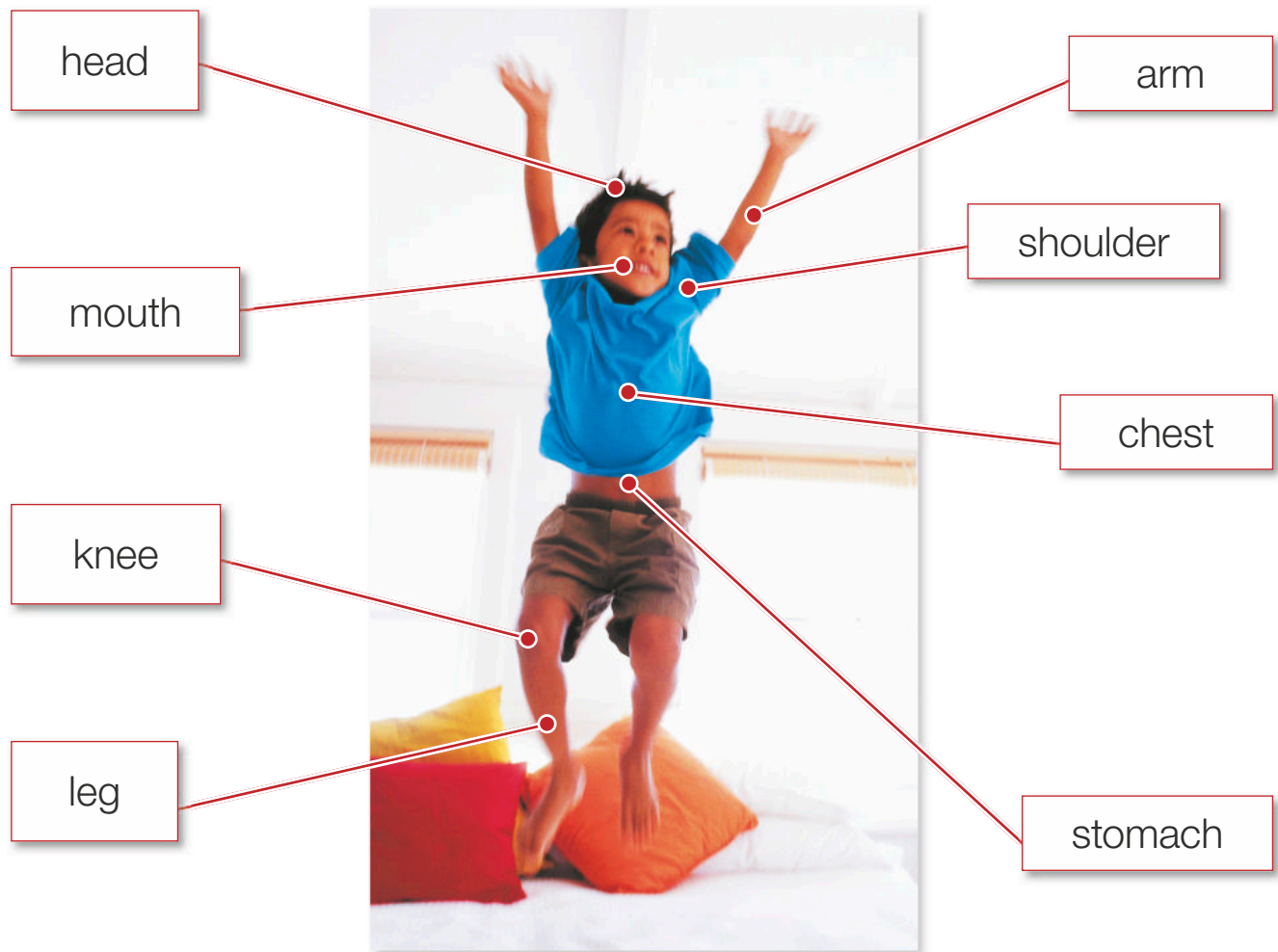
And you?

- read / sing / cook
- run / skate / dance

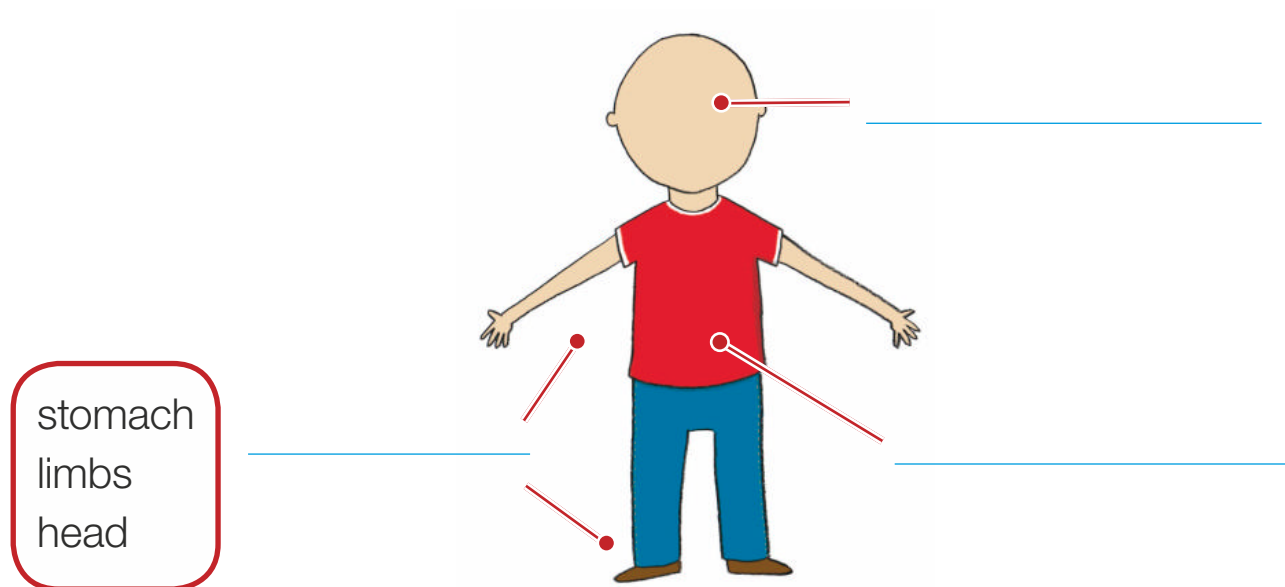
# My Body

My **arms** and legs are **limbs**.

I can move with my **joints**. My **knees** and **shoulders** are joints.



 Write.



# My Head


I have **hair** on my head.

I have two **eyes**.

I have two **ears**.

I have one **nose**.

I have one **mouth**.



neck

My **neck** moves my head.



Draw and color.



Describe the boy or girl in the picture. Does your friend agree?

He has a big nose.

No, he doesn't.

- Yes, he does.
- No, he doesn't.

# My Limbs

My legs are **limbs**. I can run with my **legs**.

My arms are limbs. I can swim with my **arms** and legs.



arm

I **throw** the ball with my arms.



leg

I **kick** the ball with my leg.



Read and circle.



1.

She is using her



arms /



legs.



2.

She is using her



arms /



legs.



3.

He is using his



arms /

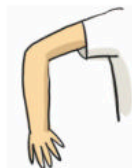


legs.



4.

She is using her



arms /



legs.



# My Body Moves

My **joints** move my body.



My **shoulders** and elbows move my arms.



My **waist** moves my trunk.



My **knees** move my legs.



Look and match the joints.

elbow •

waist •



• shoulder

• knee



What can you do? Tell a friend.

I can play football with my legs.

- move
- play
- jump

# My Body Changes

My body changes as I grow.



He is a **baby**.




He is a **boy**.



He is a **young man**.



He is an **old man**.

 Look, number, and draw arrows.




1

 Point to the pictures and talk about Rita.

In picture one,  
she's a baby.

- a baby
- a girl
- a young woman
- an old woman

LET'S MAKE A BODY SHAPE!

 Trace your friend.




These are on your body:

hair



ears



eyes



nose



mouth



knee



waist



hands



leg



 Talk about your friend's body. Your friend points.

Point to my waist.

# 3

## Senses



### Let's speak!

- What things can the girl see?
- What things can she touch?
- What things can she hear?

Look! The girl is at the park. She can see the trees.  
She can smell the flowers.

# Let's talk about THINGS!

The hamster is small.  
It's white and brown.




I like strawberries.  
They're red.



Write.

They're green. It's red.

red  
green  
big  
small



They're                     . It's                     .



Describe the picture to a friend.

The dog is small.

The flowers are yellow.

# Sight

I see with my eyes. This is the sense of sight.



I can see two dogs.

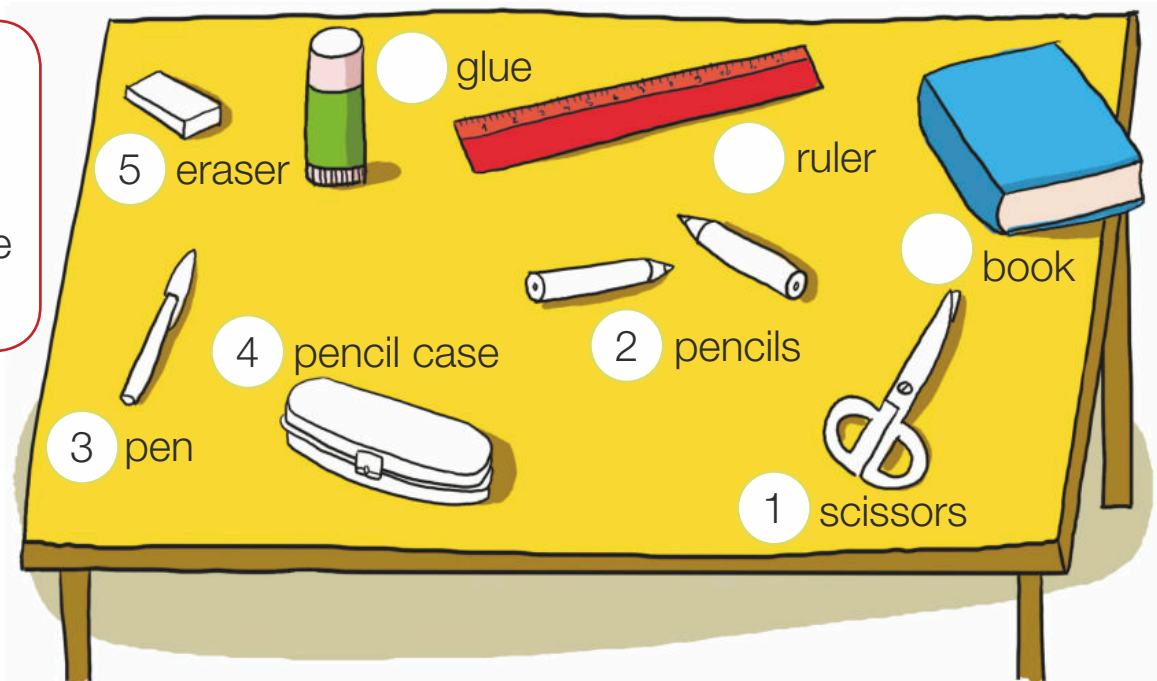


I can see the rainbow.



Look, color, or number.

1. red
2. green
3. brown
4. orange
5. blue



Talk about your friend's table.

I can see a pair of scissors.  
They are...

I can see a...  
It is...

# Hearing

I hear with my ears. This is the sense of hearing.



This is noisy.



This is quiet.



Look and circle.



This is noisy / quiet.



This is noisy / quiet.



This is noisy / quiet.



This is noisy / quiet.

# Smell

I **smell** with my **nose**. This is the sense of **smell**.



It smells **good**.



It smells **bad**.



Glue on pictures of things that smell good and bad.

Good

Bad



Describe the smells. Does your friend agree?

The flower smells good.

- Yes, it does.
- No, it doesn't.



# Taste

I **taste** with my **tongue**. This is the sense of **taste**.



It's sweet.



It's salty.




Look and match.




sweet

salty



# Touch


I feel with my hands and fingers. This is the sense of touch.



The dog's fur feels soft.




The cat's tongue feels rough.

 Glue on pictures of soft and rough things.

soft

rough




THE SENSES TEST!

 Use your senses and color.



 sight	 smell	 taste
big	good	sweet
small	bad	salty



 sight	 hearing	 touch
big	noisy	soft
small	quiet	rough

 Talk about the foods with your friends.

Grapes taste sweet.

They're small and green.

# 4

## Food and Family




### Let's speak!

- What food can you see?
- What drinks can you see?
- What's your favorite food?




It's David's birthday today! Look at all the yummy food! I'm hungry!

# Let's talk about LIKES!



 What do you like? Look and write.

I like...	I don't like...




 Tell a friend about your likes.

I like...  
I don't like...

And you?

# Foods from Animals

Eggs, meat, and milk come from animals.



Circle the foods that come from animals.



fries



chicken



rice



watermelon



yogurt



salt



eggs



butter



tomatoes



juice



fish