

# Contents



**Welcome!** ..... 3

**Unit 1 My School** ..... 5

**Unit 2 My Body** ..... 13

**Unit 3 It's lunchtime!** ..... 21

**Unit 4 At the Farm** ..... 29

**Unit 5 My Toys** ..... 37

**Unit 6 New Clothes** ..... 45

**Unit 7 Party Time** ..... 53

**Unit 8 On the Train** ..... 61

**Stickers** ..... 69



Welcome!

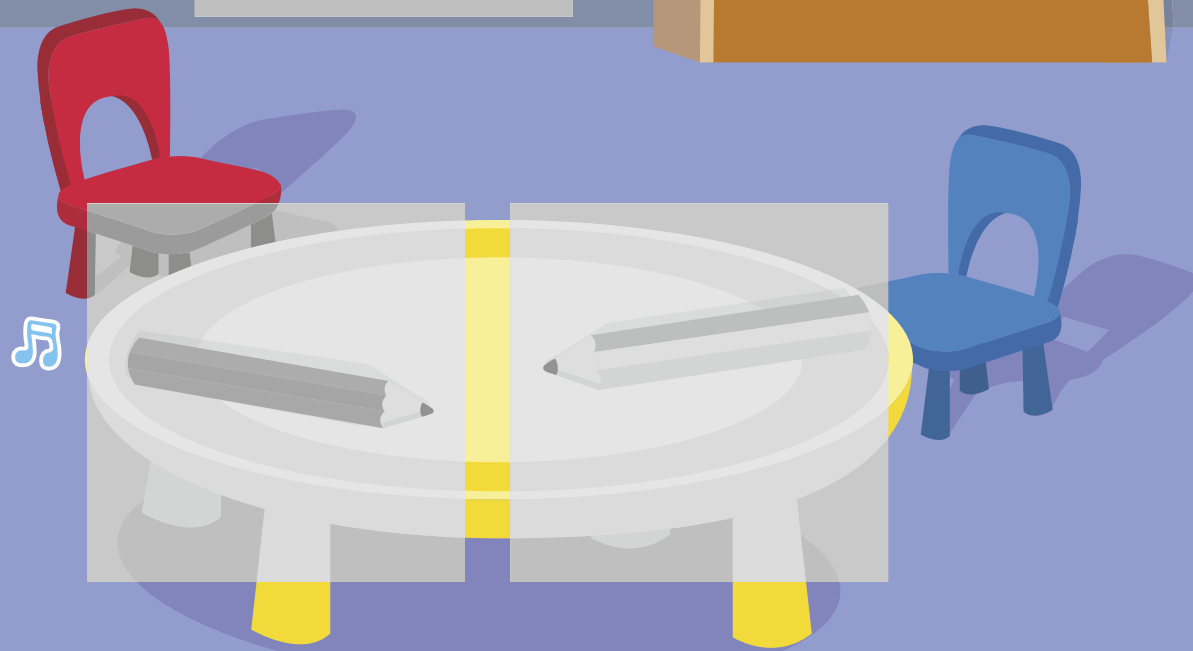



1. Say *hello* to your friends. *Hello! I'm ...*



2. Circle Nina's English book and backpack.

# 1 My School



1. Sing and place the stickers.
2. Count 1 or 2.

1




2



# School is fun!

1. Find the pictures.



3



4




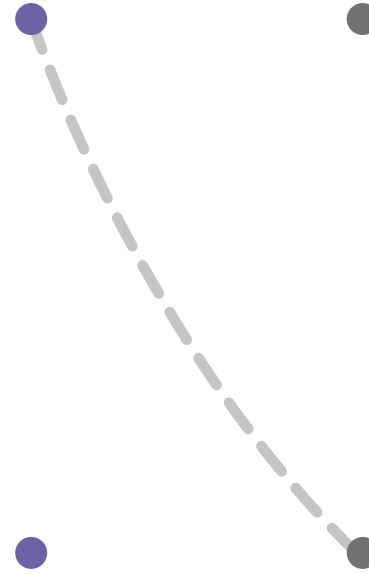


2. Listen to the story and join in: *Be happy, Nina. School is fun!*
3. Listen to the story and act.



# Girl, Boy, Girl, Boy

1. Use the key and color the circles. *Tom is a boy. Nina is a girl.*



2. Match to the next picture in each sequence.







## Materials



## Step 4




## Step 1







## Step 2



## Step 3



2. Find the children in the pictures. *That's Nina!*
3. Glue and color your picture.



## Retell the Story




1. Listen and match.
2. Retell the story. *I'm María. This is Lupe. I'm happy!*

# 2 My Body




1. Sing and do the actions.
2. Listen and circle the pictures for one body part.



**Find the feet!** 1. Name the body parts under the blanket.



2. Listen to the story and join in: *Find your friends! Touch the feet!*
3. Listen to the story and act.



1. Complete the pictures with the stickers.  
*That's Nina's head!*



2. Match the pictures.





# Handprints and Footprints

1. Match the pairs.